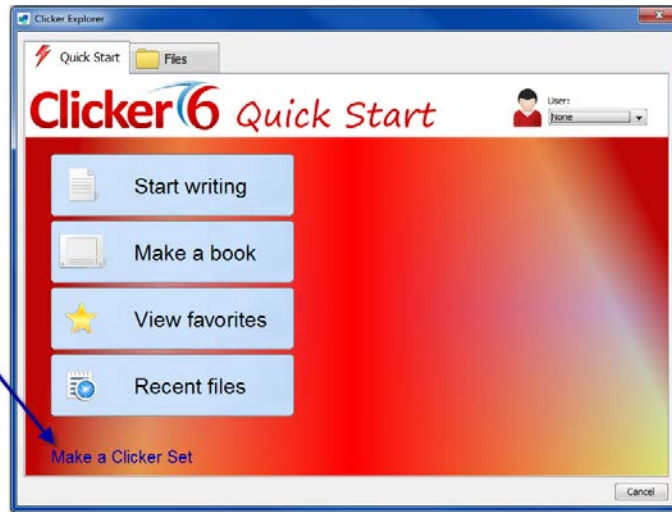


How to:

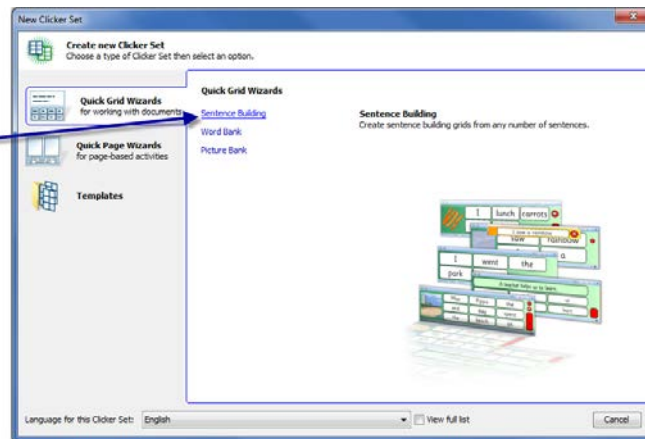
create a quick sentence building activity

The Quick Grid and Page Wizards are a fast and easy way to create a range of personalized activities.

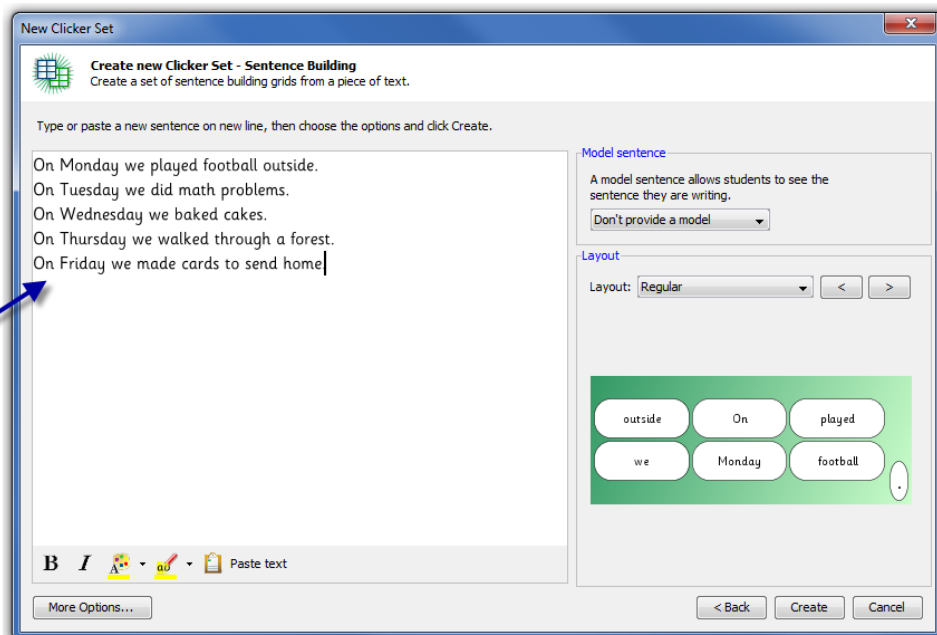
Choose
Make a Clicker Set
from the Clicker Explorer.



Select **Sentence Building** from
the New Clicker Set screen.



Paste your sentences here,
or type them directly into
the box.
Start each sentence on a
new line.



Choose if the sentence is displayed as a model on the grid, as a pop-up, or not at all.

The screenshot shows the 'New Clicker Set' window for 'Sentence Building'. The main text area contains five lines of text: 'On Monday we played football outside.', 'On Tuesday we did math problems.', 'On Wednesday we baked cakes.', 'On Thursday we walked through a forest.', and 'On Friday we made cards to send home.' The right-hand panel has a 'Model sentence' section with a dropdown menu set to 'Provide a model in a pop-up'. Below that is a 'Layout' section with a 'Regular' dropdown and navigation arrows. A preview of the activity shows a 2x3 grid of words: 'Monday', 'we', 'football' in the top row, and 'played', 'outside', 'On' in the bottom row. A 'More Options...' button is at the bottom left, and '< Back', 'Create', and 'Cancel' buttons are at the bottom right.

Format the text and the way it appears in the activity.

Choose whether the grid will contain a cell for a picture or not

See a preview of the activity

More Options includes choosing the order of the words in the grid, the option to customize the background of the grid, and the font that is used.

Once all of the settings have been chosen, click **Create** and the sentence building activity is instantly made.

The screenshot shows the sentence building activity grid. It consists of two rows of three word buttons each. The top row contains 'football', 'played', and 'On'. The bottom row contains 'Monday', 'we', and 'outside'. A green border surrounds the grid. On the right side, there is a vertical bar with an eye icon and a small circular button at the bottom.

Don't forget to save the sentence building activity from the Clicker Set menu.